

Step 1: Search for Mines and Geology.

My Accounts Account Activity Pay ▾ Transfer ▾ Top Up ▾ Offers



Add a Payee

1. Select

2. Enter

3. Confirm

You can search for a payee or select from a list of most popular payees.

Q mines


Search results

MINES AND GEOLOGY

Cancel

Next

▼ Security Guarantee

 We're committed to keeping your financial information safe and secure.

[Learn More](#)

▶ Need Help?

Step 2: Select Mines and Geology from the available results.

Add a Payee


1. Select 2. Enter 3. Confirm

You can search for a payee or select from a list of most popular payees.

Search results

- MINES AND GEOLOGY

▼ Security Guarantee

 We're committed to keeping your financial information safe and secure.

[Learn More](#)

▶ Need Help?

Step 3: Enter the Tax Registration Number (T.R.N.) of the licensee or lessee.

Add a Payee

1. Select 2. Enter 3. Confirm


Please enter the account number as shown on your bill or statement

Selected Payee
MINES AND GEOLOGY

Account Number

Back **Cancel** **Next**

▼ Security Guarantee

 We're committed to keeping your financial information safe and secure.

[Learn More](#)

▶ Need Help?

Step 4: Confirm Mines and Geology as a payee. Proceed to make tax or royalty payment.

Add a Payee

1. Select 2. Enter 3. Confirm


Please review the information before you confirm

Selected Payee
MINES AND GEOLOGY

Account Number
123456789

To confirm it's you, we sent a 6-digit verification code to your email at _____@GMA**.COM
Please check your email. If you don't receive it within one minute, you can request a new one.

▼ Security Guarantee

 We're committed to keeping your financial information safe and secure.

[Learn More](#)

▶ Need Help?